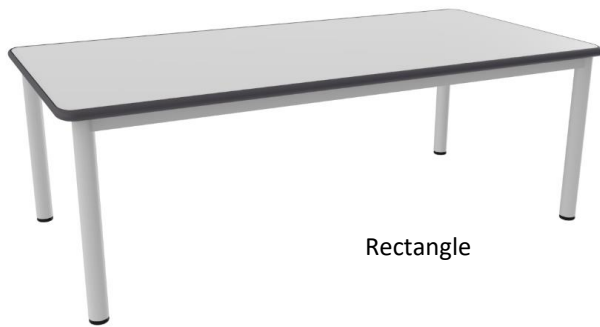


# Big Softies Table

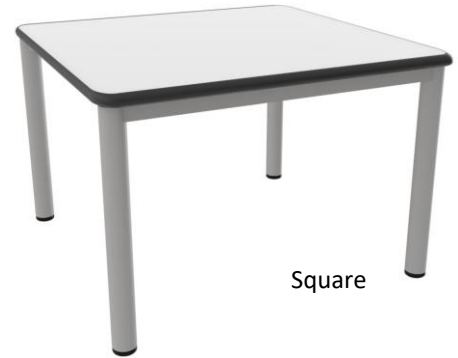
Versatile & functional

The Big Softies Tables are designed to compliment any Sebel Softies or Ottoman setting

Made to the same seat height of the Big Softies, these Tables can enhance the way you use and interact with the Sebel Big Softies. These Tables can also be used as a stand-alone coffee table.



Rectangle



Square

## FEATURES

- Available in either Rectangle or Square to provide versatility for almost any space
- Available with Sebel Performance Edge™ – Tamper resistant injection moulded polypropylene edge or Rigid Edge finishes




## DIMENSIONS

Style	Width	Depth	Table Height	Edge Options
Rectangle	1200mm	600mm	430mm	RE + PE
Square	600mm	600mm	430mm	RE + PE

## COLOUR OPTIONS

### PERFORMANCE EDGE™ - Top Colours



Bull Blue Fog Grey Sebel Stone Writeable

### PERFORMANCE EDGE™ - Edge Colours



\* Bull Blue, Fog Grey & Sebel Stone tops only available with Grey edge.

\* Aqua, Jaffa, Pine Lime, Grape, Black & Grey edge available with Writeable tops.

### RIGID EDGE - Top Colours



Olympia Blue Juicy Steel Blue Mandarin Alaskan Zincworks Select Beech Charcoal Dansk Maple Tornado Sublime Teak Oyster Grey White Writeable

### RIGID EDGE - Edge Colours



Olympia Blue Juicy Steel Blue Mandarin Alaskan Zincworks Select Beech Charcoal Dansk Maple Tornado Sublime Teak Oyster Grey White \*Black

Edge colour must match top colour.

\*Black edge can be used with any top colour

### FRAME COLOUR



Warm Grey

The colours shown have been reproduced to represent actual product colours as accurately as possible, however actual colours may vary. We recommend contacting your Sebel representative for a sample swatch for comparison prior to ordering. For more information or samples, contact your Sebel representative, or email [sales@sebel furniture.com](mailto:sales@sebel furniture.com)

